



Amarr[®] Lincoln

Value Traditional Steel Garage Doors



Long Panel design with Stockton DecraTrim in True White

Traditional style. Exceptional value. The Amarr Lincoln collection combines unique, yet timeless traditional designs and color options with the durability & strength of steel and conventional hardware. Along with a variety of decorative window choices, this affordable collection delivers premium style at a competitive price. The Amarr Lincoln collection. A new tradition of style and value.



Flush Panel design with Frost Mosaic window option in Charcoal Gray.

Short Panel with Prairie DecraTrim (SP21)



Flush Panel (FP) with SlimLine[®] Clear Insulated Windows



Long Panel with Cascade DecraTrim (LP23)



Ribbed Panel (RP) with Long Panel Clear windows

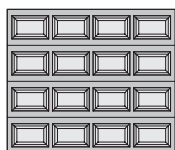


Short Panel with Jardin DecraGlass (SP75)




PANEL DESIGNS


SP • SHORT PANEL



LP • LONG PANEL



FP • FLUSH PANEL



RP • RIBBED PANEL*



*Available in LI3138 and LI3000 only.

Construction

LI1000

Single-Layer:
Steel

- Heavy-duty Exterior Steel
- Durable, Reliable, Low Maintenance



LI2000

Double-Layer:
Steel + Insulation

- Heavy-duty Exterior Steel
- Durable, Reliable, Low Maintenance
- Environmentally Safe Polystyrene Thermal Insulation with Vinyl Backing
- Energy Efficient
- Quiet Operation



U-factor
.32

R-value 6.64

LI3138/LI3000

Triple-Layer:
Steel + Insulation + Steel

- Heavy-duty Exterior and Interior Steel
- Durable, Reliable, Low Maintenance
- Environmentally Safe Polystyrene Thermal Insulation
- Two Energy Efficiency Options
- Extra Quiet Operation



LI3138 - 1-3/8"

U-factor
.27

R-value 6.48



LI3000 - 2"

U-factor
.23

R-value 9.05

Specifications

	AMARR LINCOLN LI1000	AMARR LINCOLN LI2000	AMARR LINCOLN LI3138	AMARR LINCOLN LI3000
PANEL DESIGNS				
Short	•	•	•	•
Long	•	•	•	•
Flush (Steel Embossment)	Stucco	Stucco	Woodgrain	Woodgrain
Ribbed			•	•
INSULATION¹		Polystyrene	Polystyrene	Polystyrene
U-FACTOR		0.32	0.27	0.23
R-VALUE²		6.64	6.48	9.05
DOOR THICKNESS	2" (5.1cm)	2" (5.1cm)	1-3/8" (3.5cm)	2" (5.1cm)
STEEL THICKNESS	25 ga	25 ga	27/27 ga	27/27 ga
INSULATED GLASS OPTION[†]			•	•
WIND LOAD³ AVAILABLE	•	•	•	•
PAINT FINISH WARRANTY⁴	15 Years	25 Years	Lifetime	Lifetime
WORKMANSHIP/HARDWARE WARRANTY⁴	1 Year	2 Years	3 Years	3 Years

¹ Insulation has passed self-ignition, flamespread and smoke developed index fire testing.

² Calculated door section R-value is in accordance with DASMA TDS-163.

³ It is your responsibility to make sure your garage door meets local building codes.

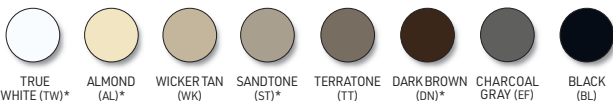
⁴ For complete warranty details, visit amarr.com or contact your local Amarr dealer.

[†] Price upcharge applies.

Verified thermal performance rating per DASMA Thermal Performance Verification Program.

Colors

Actual paint colors may vary from samples shown. Price upcharge applies to all colors except True White.



Amarr Color Zone
Over 800 Sherwin-Williams® SnapDry™ paint colors; approved color list is at amarr.com/amarr_color_zone.

Check your local Sherwin-Williams store for paint chips.



Woodgrain finishes are dual directional for all panel designs.
* Available in LI1000/LI2000 Flush Panel with Stucco texture.

Amarr doors are pre-painted; homeowners can use exterior latex paint for custom colors. Visit amarr.com for painting instructions. Non-factory painting of garage door voids the paint finish warranty.



Amarr Company
165 Carriage Court
Winston-Salem, NC 27105
800.503.DOOR
www.amarr.com

Door specifications and technical data subject to change without notice. Sectional door products from Amarr Company may be the subject of one or more U.S. and/or foreign, issued and/or pending, design and/or utility patents.

Amarr as word and logo are trademarks belonging to Amarr Company, owned by ASSA ABLÖY.
©ASSA ABLÖY Printed in USA Form #6770924/30M/RRD

Part of ASSA ABLÖY

Glass Options

Insulated glass[†] available in Clear, Frost and Dark Tint.

CLEAR (C)



3/32" (0.24cm) Single Strength

OBSCURE (O)[†]



FROST (WF)[†]



DARK TINT (WD)[†]



[†] Price upcharge applies.

SlimLine Windows **NEW**



SlimLine window size is the same width and half the height of a standard Long Panel window.

Black or white frame only. Available with Clear, Frost, or Dark Tint single pane or insulated glass. Available for Lincoln LI3138/LI3000 Flush and Ribbed panel designs only.

DecraTrim Window Inserts

Window inserts shown on Clear glass; inserts also available with Obscure, Frost and Dark Tint glass.

SHORT PANEL

NO INSERT



STOCKTON (20)



PRAIRIE (21)



CATHEDRAL (22)



CASCADE (23)



WATERFORD (25)



WAGON WHEEL (26)



SUNRAY (27)



FULL SUNRAY (28) Available for 16', 17' and 18' only.



FIVE PIECE SUNRAY (29) for 10' door (True White only)



LONG PANEL

NO INSERT



STOCKTON (20)



PRAIRIE (21)



CATHEDRAL (22)



CASCADE (23)



MOONLITE (24)



WATERFORD (25)



WAGON WHEEL (26)



SUNRAY (27)



THAMES (30)



ARCHED THAMES (31)



FULL SUNRAY (28) Available for 15'6", 15'8", 16', 17' and 18' only.



DecraGlass™ Windows

Tempered obscure glass with baked-on ceramic designs; design visibility varies due to lighting.

SHORT PANEL

HEARTLAND (70)



JARDIN (75)



MISSION (71)



TRELLIS (76)



VICTORIAN (54)



LONG PANEL

HEARTLAND (70)



JARDIN (75)



MISSION (71)



TRELLIS (76)



VICTORIAN (54)



Mosaic Window Options



The choice is yours.

Add visual interest to your contemporary, mid-century modern or transitional home. With Mosaic Window Options you decide the number and location of windows to create the door design you want. Visit amarr.com/mosaic for design inspirations.



Amarr participates in the DASMA Thermal Performance Verification Program. The program verifies the thermal performance of a complete sectional door assembly. The lower the U-factor rating, the better the thermal performance.